




SMASH
PLAY


JUNIOR — TAMARIKI

MY SMASH PLAY ACTIVATOR JOURNEY





ACTIVATOR


(COACH, PARENT / WHĀNAU
TEACHER / KAIAKO)



PARTICIPANTS




RESOURCES




NOW WHAT?

HOW CAN THE RESOURCES HELP ME?




WHERE DO I
START?




WE ARE HERE TO SUPPORT YOU

It can be hard to know where to start. Think of these resources as guides to support you on your journey.



CREATE YOUR JOURNEY

All resources have been designed with flexibility in mind. They can be used one after the other, from back to front, or you can create the journey that best fits the needs of you and your participants.



EASE OF ACCESS

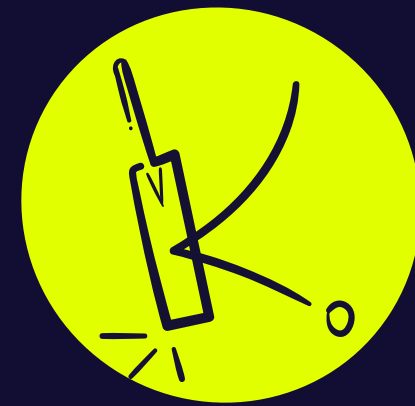
Resources will be readily available on the NZC website within a community support hub and via QR codes. Ensuring you are always supported throughout your journey.

WHAT RESOURCES SHOULD I USE?




WHAT INFO CAN HELP ME UNDERSTAND?

- Smash Play explainer
- Values overview
- What Smashies want video
- Dr Ian Renshaw endorsement



I'M NOT SURE ABOUT THE GAMES, WHAT WILL HELP?

- Games resource sheets
- Games resource videos
- Game index card




I NEED HELP WITH PLANNING

- Session builder template
- Programme builder template
- Game index card



I NEED HELP WITH ENGAGEMENT

- Teacher/Kaiako resource
- Digital assets
- What Smashies want video



WHERE DO I FIT IN ALL THIS?

- Who are our activators resource
- Teacher/Kaiako resource



IS THERE EXTRA INFO IF I'M INTERESTED?

- Game On resource
- Junior cricket overview

WHERE DO I START?

Making a start can be daunting. Our resources have been created in a way to help facilitate your journey. Everyone's journey may be different, so the resources are here to provide support no matter how you decide to progress.

